

# Using ST Math<sup>®</sup> At Home

Instructions for  
Accessing ST Math  
Outside of School



ED-PT-109-140819  
Copyright © 2014 MIND Research Institute. All rights reserved.

## 1 Pick Your Device

### Computer

**Works on Macs, PCs, and Chromebooks.**  
Requires 1GB of RAM (2GB recommended),  
and a high-speed Internet connection.

### Access

Go to **www.stmath.com** and  
click on Jiji.



### Tablets\*

*\*If your school has ST Math featuring touch licensing, your child  
can access ST Math homework from home using their tablet.*

### Supported Devices:

- iPad 2 or newer running iOS 5.0 or higher
  - Kindle Fire
  - Full-size tablet running Android 3.1 or later
- A high-speed internet connection is required.

### Access

Download the app by searching for "ST Math" on


- iTunes Store (iPad)
- Google Play (Android)
- Amazon (Kindle Fire)



or

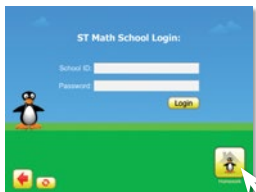
## 2 Play ST Math

1 Computer/Android



Click on the **Homework** button.

iPad



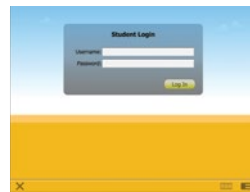
2

Picture



Enter your **password**.

Text



3



Type in your school  
name and press **Enter**.

4



Begin playing assigned  
homework.

**Tip:** If there is no Homework assigned, access previously played content by clicking on the **Replay Games** button.



## 3 Exit ST Math


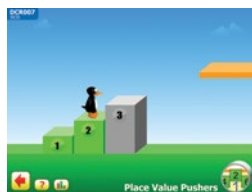
**Important:** Students should use the following process in order to save their work.

1



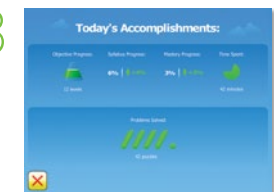
Select the button.

2



Keep selecting the button until you get to the Today's Accomplishments screen.

3



Select the button.